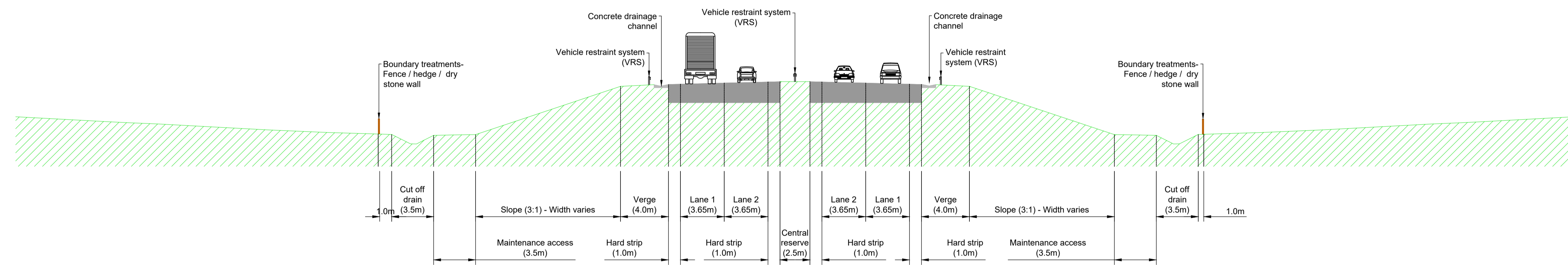


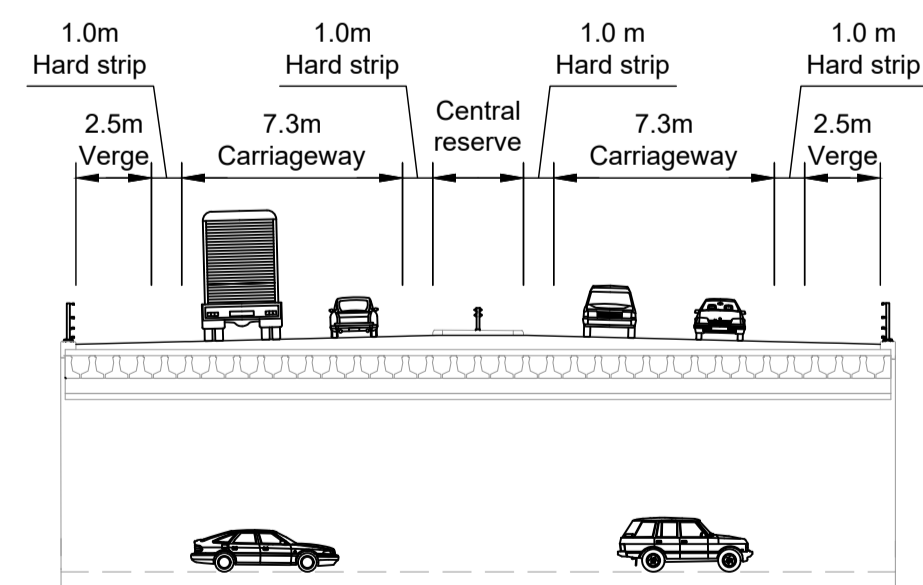
Typical Section - Main Line (Cutting)

Scale 1:250



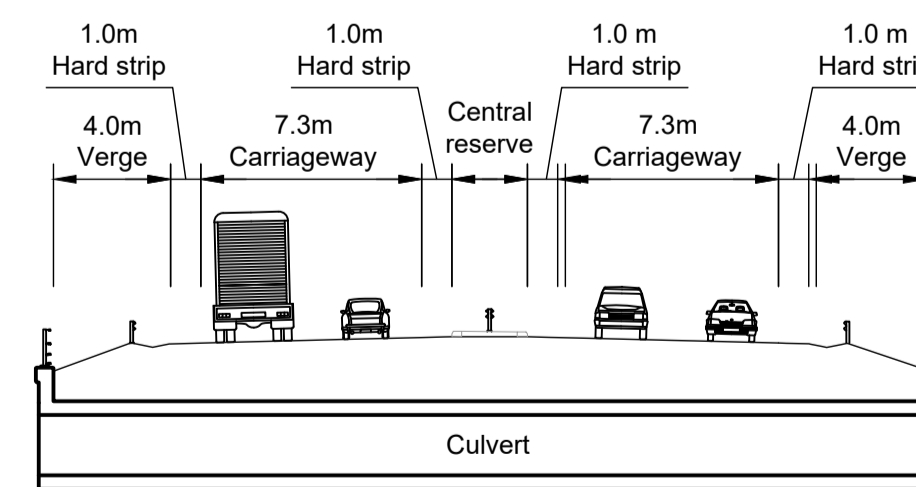
Typical Section - Main Line (Embankment)

Scale 1:250



Typical Section - Structure Carrying Main Line

Scale 1:250



Typical Section - Main Line Over Culvert Structure

Scale 1:250

NOTES

1. ALL DIMENSIONS ARE IN METRES UNLESS OTHERWISE NOTED.
2. THE DESIGN SHOWN ON THESE ENGINEERING SECTION DRAWINGS IS ILLUSTRATIVE AND WILL BE SUBJECT TO DETAILED DESIGN DEVELOPMENT.
3. ACTUAL SECTIONS MAY VARY BASED ON CONSTRAINTS AT INDIVIDUAL LOCATIONS.

---	---	---	---	---	---
---	---	---	---	---	---
---	---	---	---	---	---
P01	CFRI 10/09/21	SCHO 10/09/21	ASCR 10/09/21	DKID 10/09/21	SBAG 10/09/21
Revision	Revision details				
	Created dd/mm/yy	Checked dd/mm/yy	Reviewed dd/mm/yy	Approved dd/mm/yy	Authorised dd/mm/yy

Designer  
**Amey OW Limited**  
 Chancery Exchange  
 10 Furnival Street  
 London, EC4A 1AB

Client  
 3 Piccadilly Place  
 Manchester  
 M1 3BN

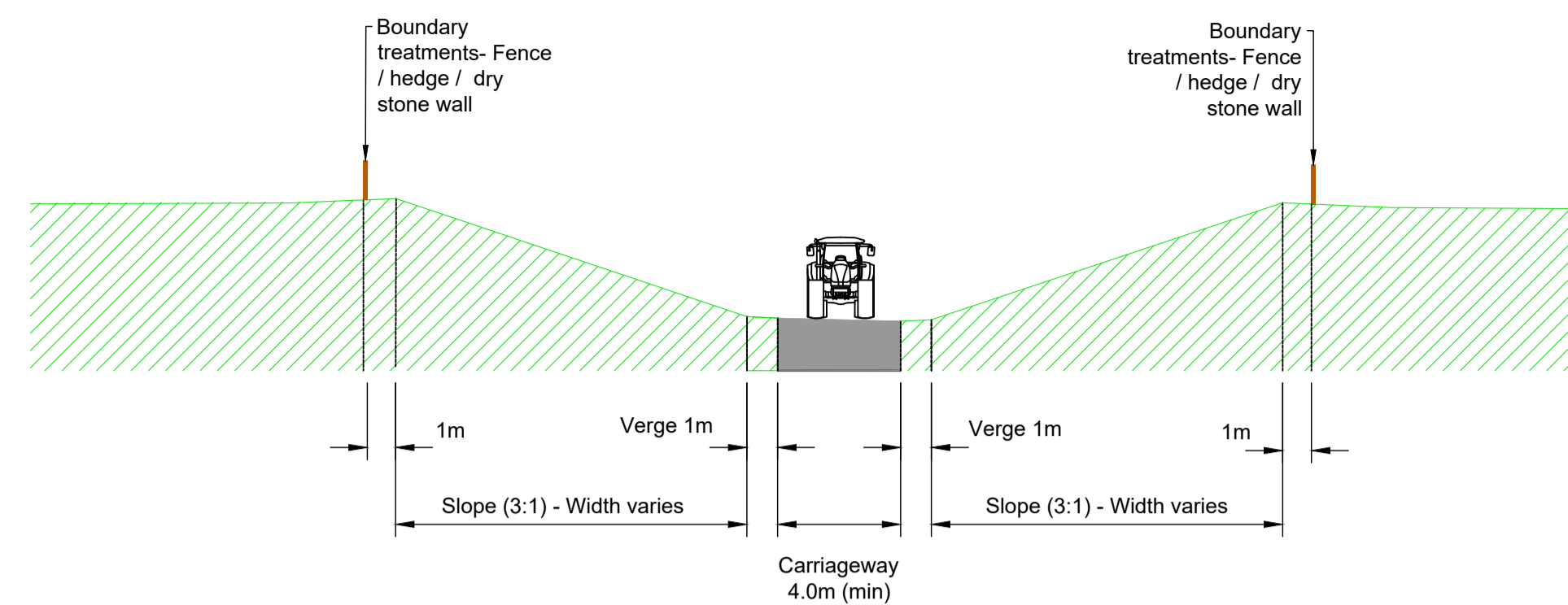
Project Name  
**A66 Northern Trans-Pennine**

Drawing Title  
**A66 Typical Sections**  
 Sheet 1 of 3

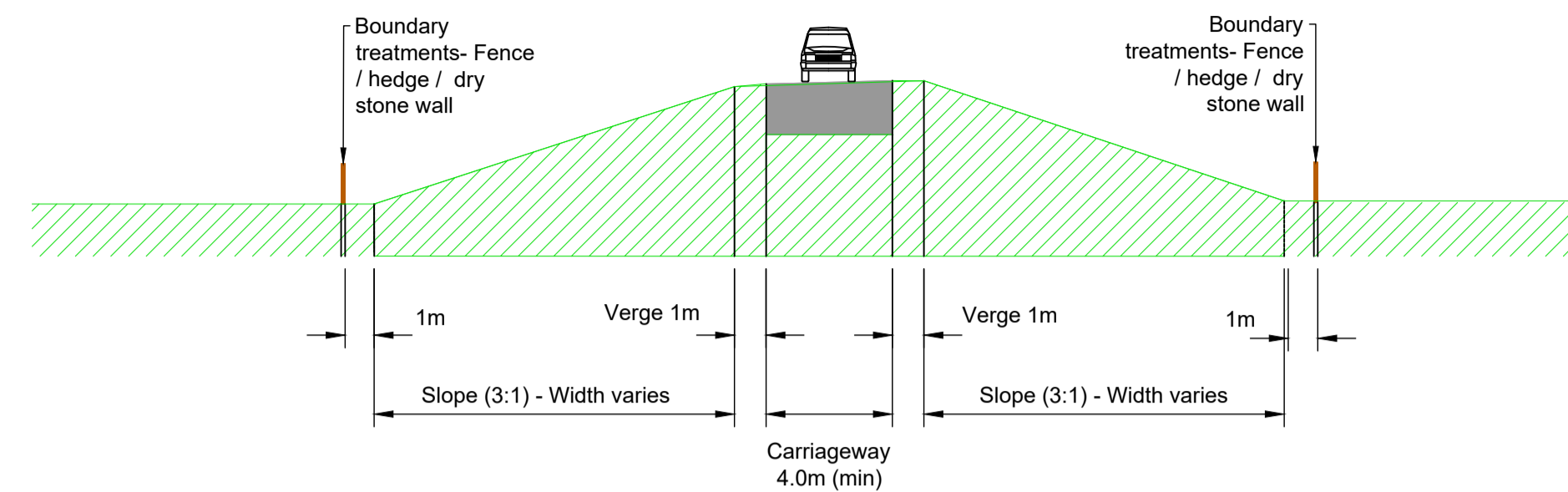
Project Ref. No.	Stage	Scale :	As Shown	@ A1
---	PCF3	Dimensions :	M	

Drawing Number	Project	Originator	Volume
HE565627	AMY	HGN	-
S00	-DR-CH-	000002	
Location	Type	Role	Number

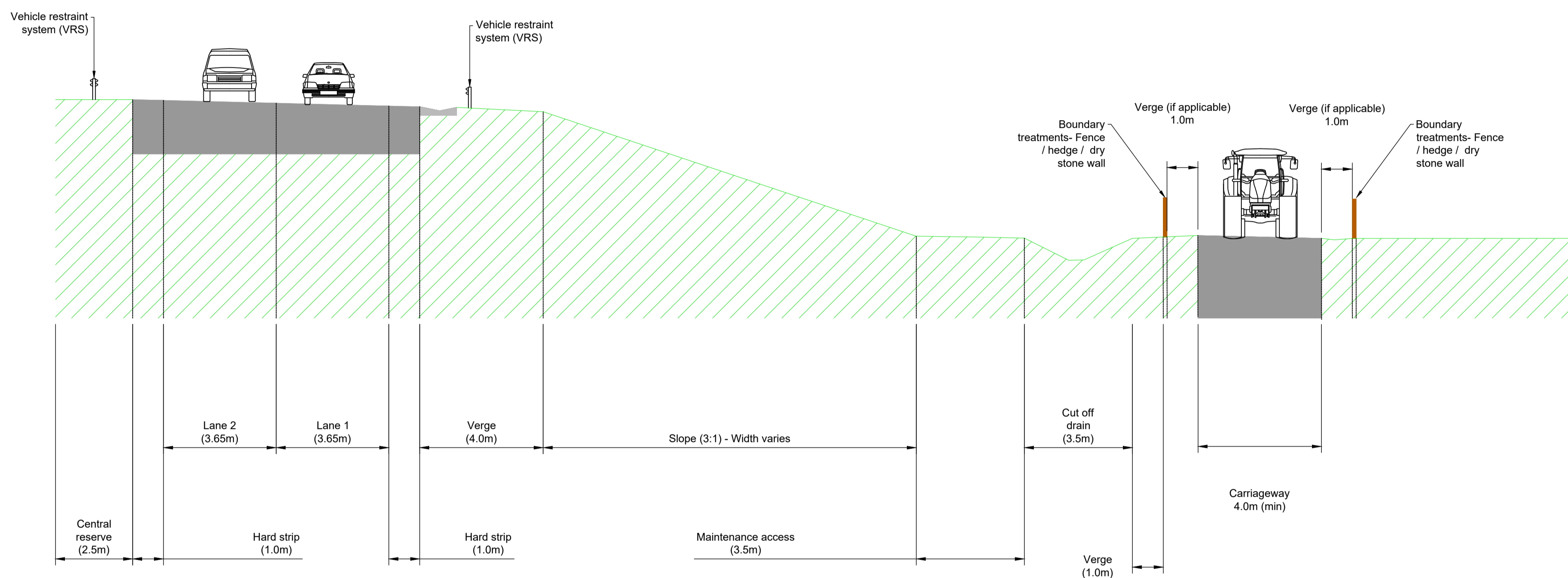
Suitability	Suitability Description	Revision
S1	Fit for Co-ordination	P01



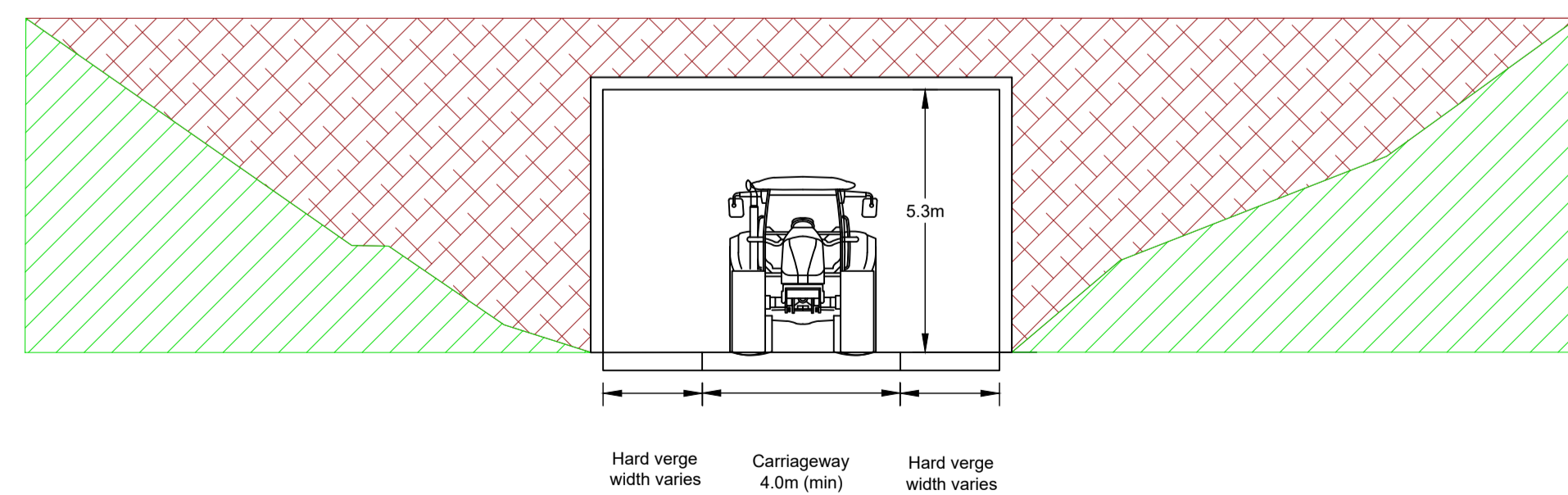
Typical Section - Private Means of Access/Access Track (In Cutting)  
Scale 1:200



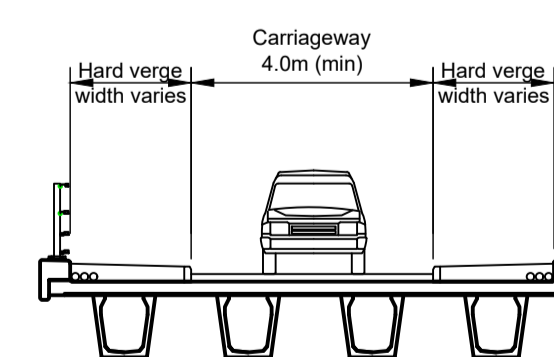
Typical Section - Private Means of Access/Access Track (In Embankment)  
Scale 1:200



Typical Section - Private Means of Access next to A66 Mainline  
Scale 1:100



Typical Section - Private Means of Access/Access Track Underpass  
Scale 1:125



Typical Section - Structure Carrying Private Means of Access/Access Track  
Scale 1:125

**NOTES**

1. ALL DIMENSIONS ARE IN METRES UNLESS OTHERWISE NOTED.
2. THE DESIGN SHOWN ON THESE ENGINEERING SECTION DRAWINGS IS ILLUSTRATIVE AND WILL BE SUBJECT TO DETAILED DESIGN DEVELOPMENT.
3. ACTUAL SECTIONS MAY VARY BASED ON CONSTRAINTS AT INDIVIDUAL LOCATIONS.

---	---	---	---	---	---
---	---	---	---	---	---
P01	CFRI 10/09/21	SCHO 10/09/21	ASCR 10/09/21	DKID 10/09/21	SBAG 10/09/21
Revision	Revision details				
	Created dd/mm/yy	Checked dd/mm/yy	Reviewed dd/mm/yy	Approved dd/mm/yy	Authorised dd/mm/yy

Designer  
Amey OW Limited  
Chancery Exchange  
10 Furnival Street  
London, EC4A 1AB

Client  
3 Piccadilly Place  
Manchester  
M1 3BN

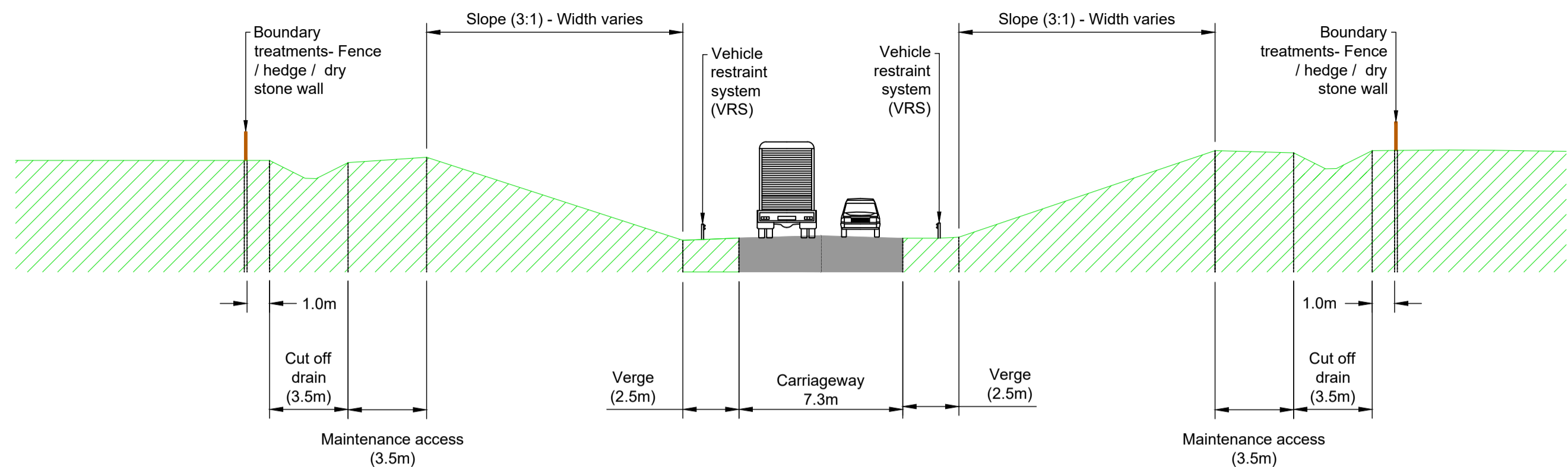
Project Name  
**A66 Northern Trans-Pennine**

Drawing Title  
**A66 Typical Sections**  
Sheet 2 of 3

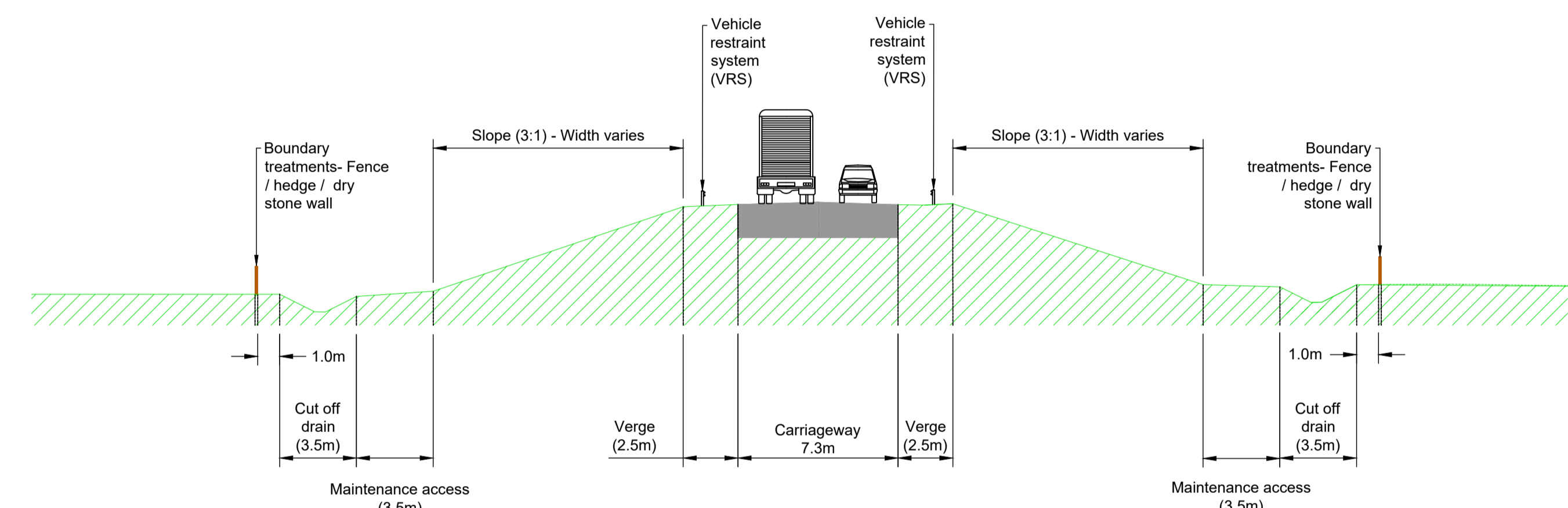
Project Ref. No. ---	Stage PCF3	Scale : As Shown @ A1
		Dimensions : M

Drawing Number Project   Originator   Volume	HE565627 - AMY - HGN -	
S00	-DR-CH- 000003	
Location	Type   Role	Number

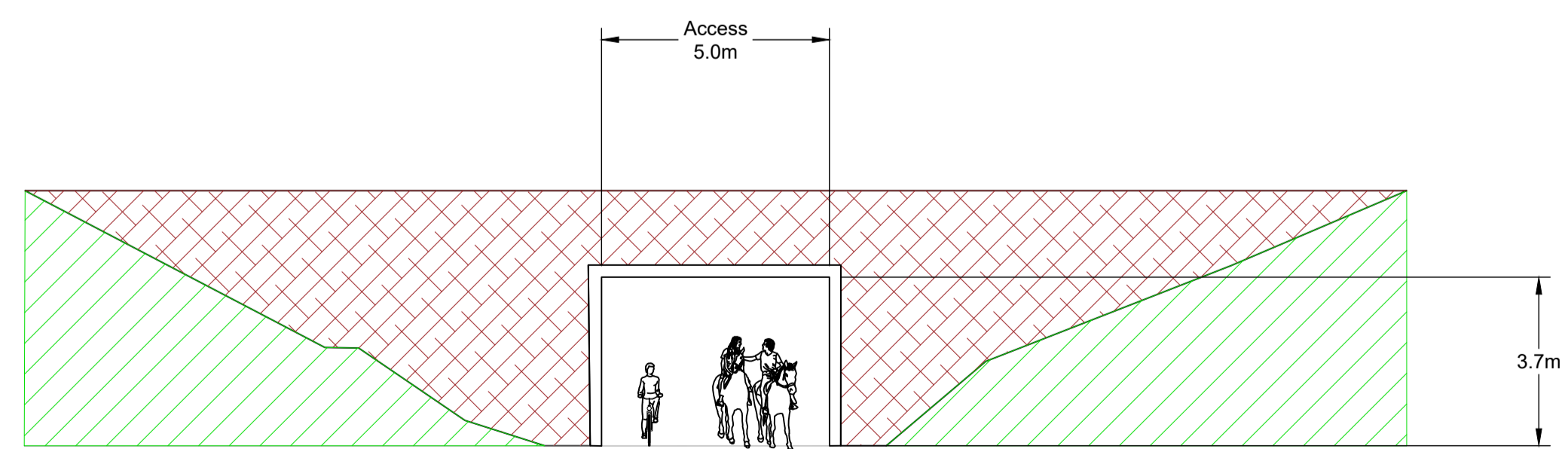
Suitability S1	Suitability Description Fit for Co-ordination	Revision P01
-------------------	--	-----------------



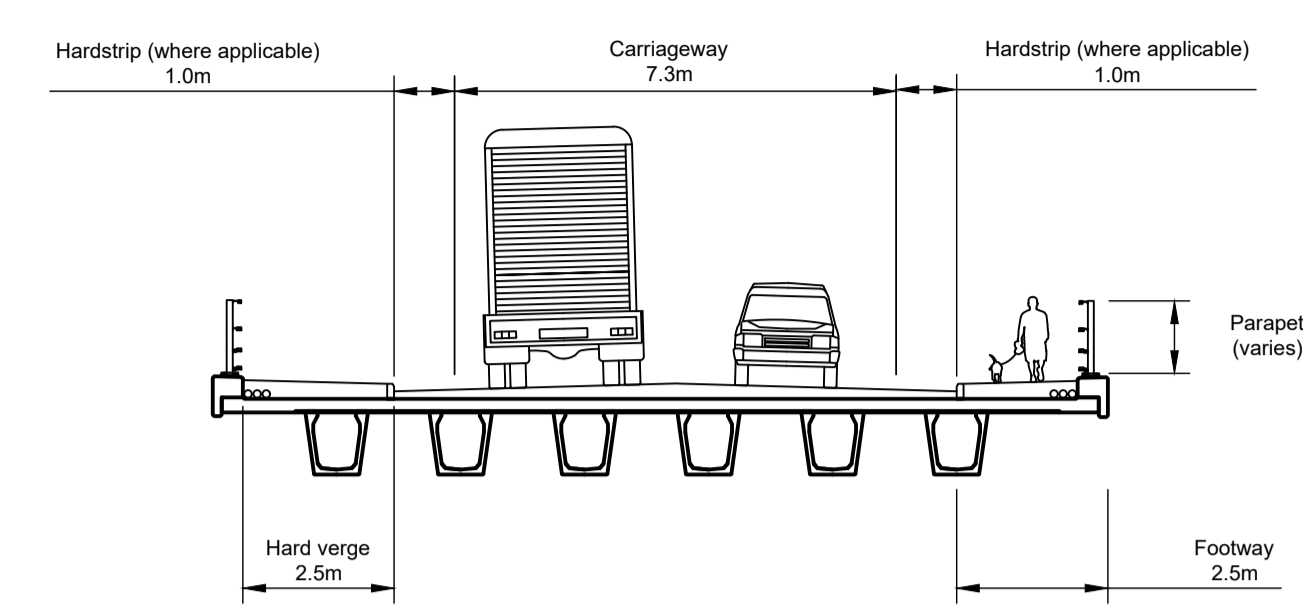
Typical Section - Side Road (Cutting)  
Scale 1:200



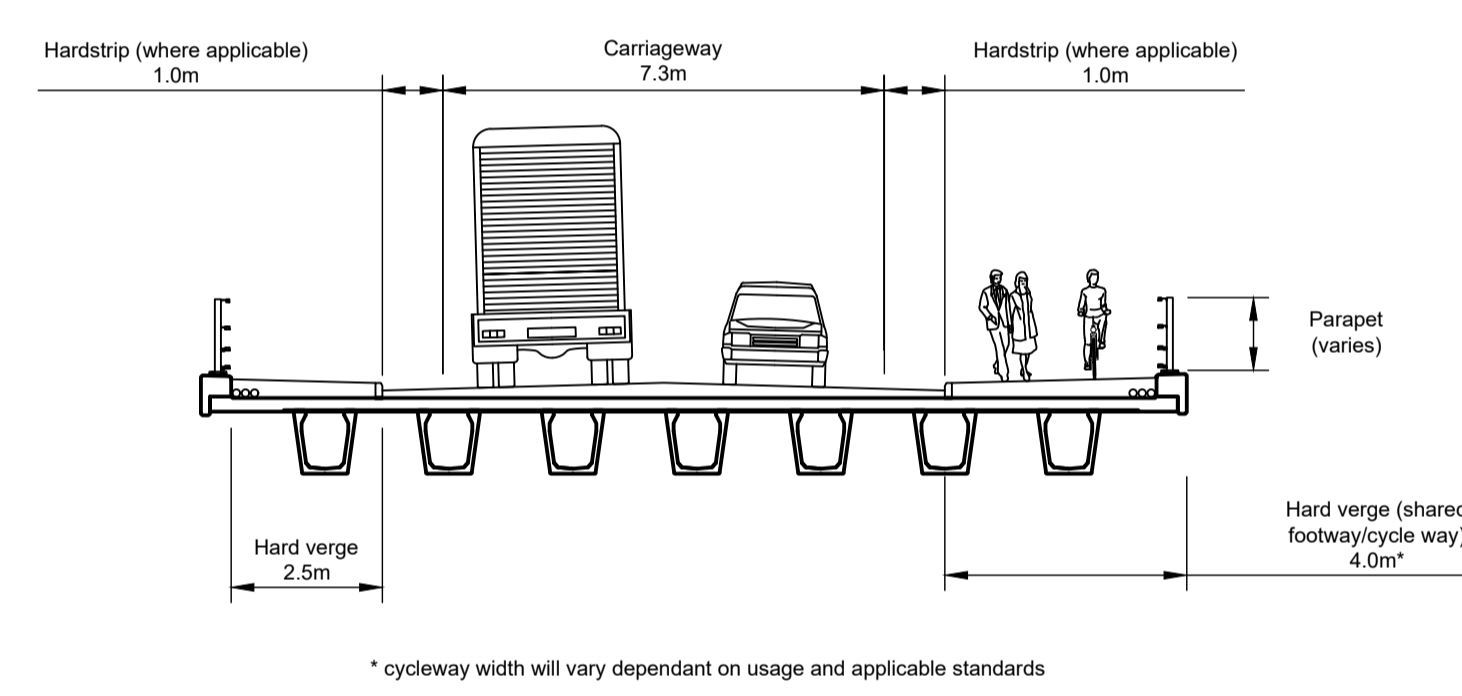
Typical Section - Side Road (Embankment)  
Scale 1:200



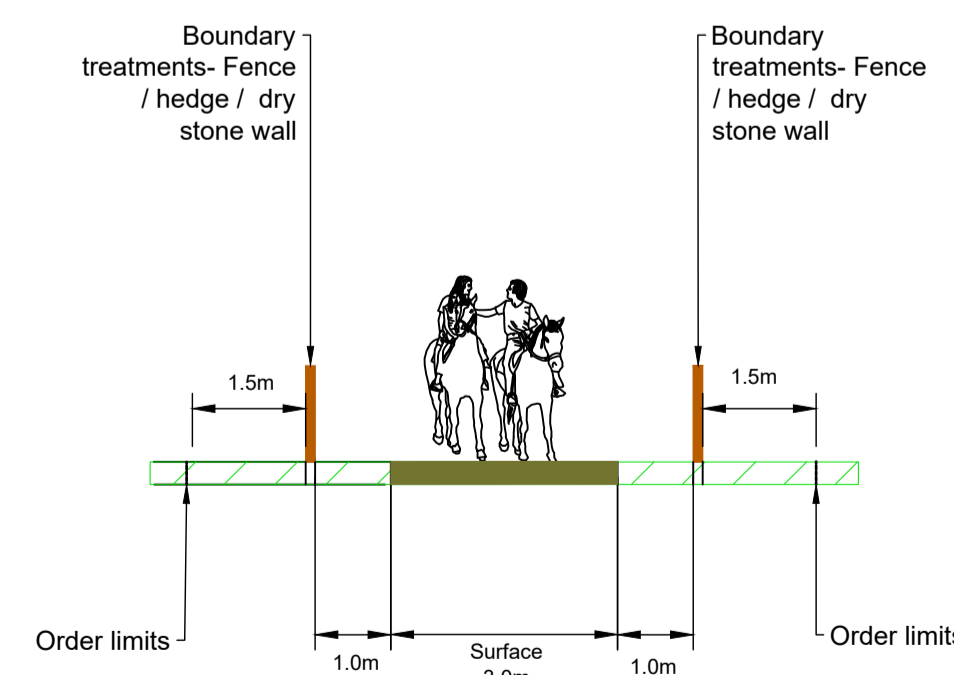
Typical Section - Underpass for Bridleway  
Scale 1:125



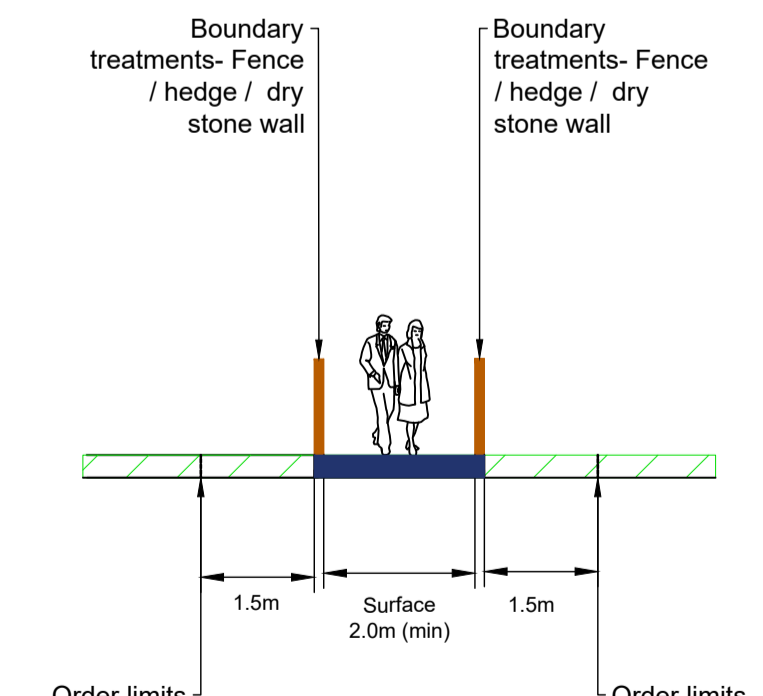
Typical Section - Structure Carrying Side Road with Footway  
Scale 1:125



Typical Section - Structure Carrying Side Road with Cycleway  
Scale 1:125



Typical Section - Bridleway  
Scale 1:100



Typical Section - Public Right of Way (Footway)  
Scale 1:100

- NOTES**
1. ALL DIMENSIONS ARE IN METRES UNLESS OTHERWISE NOTED.
  2. THE DESIGN SHOWN ON THESE ENGINEERING SECTION DRAWINGS IS ILLUSTRATIVE AND WILL BE SUBJECT TO DETAILED DESIGN DEVELOPMENT.
  3. ACTUAL SECTIONS MAY VARY BASED ON CONSTRAINTS AT INDIVIDUAL LOCATIONS.

---	---	---	---	---	---
---	---	---	---	---	---
---	---	---	---	---	---
P01	CFRI 10/09/21	SCHO 10/09/21	ASCR 10/09/21	DKID 10/09/21	SBAG 10/09/21
Revision	Revision details				
	Created dd/mm/yy	Checked dd/mm/yy	Reviewed dd/mm/yy	Approved dd/mm/yy	Authorised dd/mm/yy

Designer  
**Amey OW Limited**  
 Chancery Exchange  
 10 Furnival Street  
 London, EC4A 1AB

**A66 NTP** Integrated Project Team

Client  
 3 Piccadilly Place  
 Manchester  
 M1 3BN

**highways england**

Project Name  
**A66 Northern Trans-Pennine**

Drawing Title  
**A66 Typical Sections**  
 Sheet 3 of 3

Project Ref. No.	Stage	Scale :	As Shown	@ A1
---	PCF3	Dimensions :	M	

Drawing Number	Project	Originator	Volume
HE565627	AMY	HGN	-
S00	-DR-CH-	000006	
Location	Type	Role	Number

Suitability	Suitability Description	Revision
S1	Fit for Co-ordination	P01